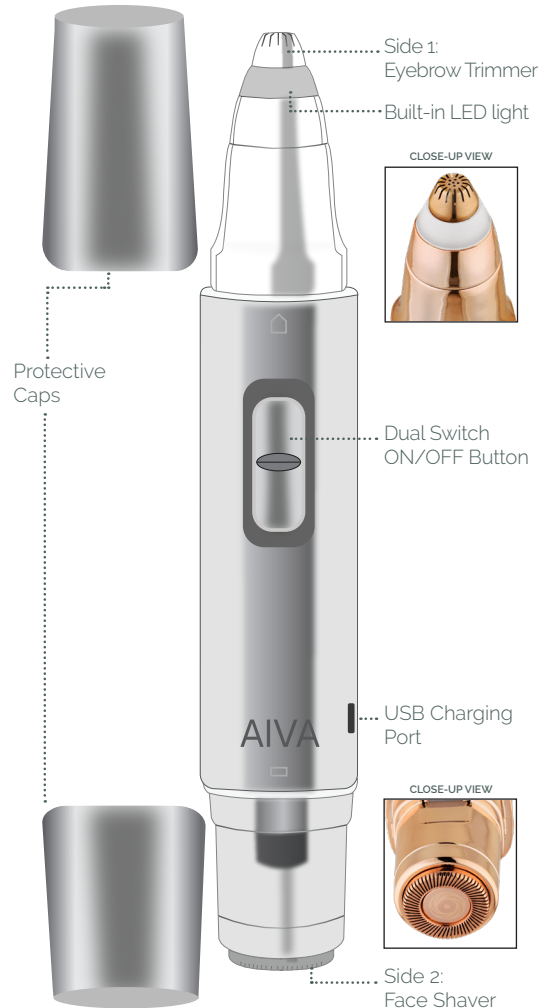




## A Closer Look



## Charging

### BEFORE FIRST USE

AIVA is cordless and rechargeable.

Before use, charge fully for 12 hours, even if the indicator light has changed color. AIVA can run up to 3 hours on a single charge.

### CHARGING

To recharge, insert the included USB Cord into the port on the side of the AIVA. Then connect the USB end of the charging cord to a USB port of a computer or a USB wall adapter and then plug into an electrical outlet. As the AIVA charges a tiny red light will come on to indicate charging is in progress, and it will turn green once your device is fully charged. Please be sure to allow the AIVA to charge for the full 12 hours, even if the charging light comes off before the 12 hours, allow it to charge for the full 12 hours. Recharge the AIVA only as needed and up to 12 hours only. DO NOT overcharge which can shorten the battery life. Disconnect the Charging Cord when not charging the device. AIVA should be powered OFF and cannot be used while charging. Do not charge AIVA for more than 24 hours.



### POWERING OFF AND ON

Slide the switch of AIVA in one of two directions to start either Side 1 or Side 2.

## Usage Guide

### READY TO USE:

Once you have assured of the full charge of your AIVA device you can proceed with your treatment.

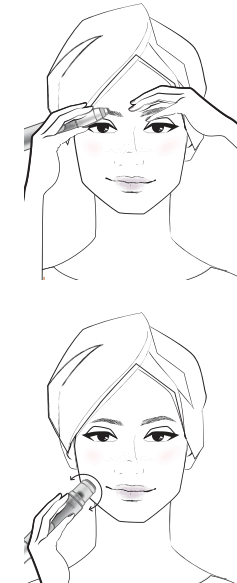
1. Remove one of the protection caps at a time when ready to use.
2. Push the switch button in the direction of the Side you intend to use.

**Note** The LED light will light up automatically to facilitate precision trimming.

3. Apply the treatment tip to your skin lightly and move it slowly.
  - For eyebrow trimming we recommend pulling the skin tight and moving the device in small, circular movements.
  - For facial hair removal we recommend using AIVA in light circular motions.

The sharp stainless steel precision blades of AIVA will deliver a perfect shave close to your skin without causing any pulls, nicks, redness or irritation.

4. Place back the switch button into the middle position when finished with your eyebrow trimming or facial hair removal. Reinsert the protective cap for storage.



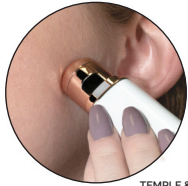
## Usage Guide

### EASY PEACH FUZZ / VELLUS HAIR REMOVAL:

Getting rid of the thin, vellus hair on your face will help to make your skin feel healthier, look more radiant, improve your serums and creams absorption and ease your makeup application for a flawless look. Areas to target in particular are:



UPPER LIP



TEMPLE & SIDEBURN



CHEEK




CHIN

### MAINTENANCE & CLEANING:

**Never put the whole AIVA device under water.**

In order to clean up hair out of the trimming tips if needed, you may separate the very end of each tip by turning it slightly clockwise and pulling it away from the device. Do the opposite do replace it.

These parts coming off can be brushed off or put under running water in order to be cleaned.



## Expert Advice

### SOME TIPS FOR A GREAT EYEBROWS TRIMMING:

- If unsure what needs to go: feel your face and particularly your brow bone. This is the right location for your eyebrows - what needs to go is hair between your brows, on the temples, forehead, and close to the lids.
- Brush your eyebrows hair up prior to start trimming so to get a better view of what you are working with.
- Hold your skin taut when trimming.
- Do not use a magnifying mirror as these can give you a misleading view. When it comes to eyebrows shaping an overall structure is more important.
- Take a step back, again and again, during the process of trimming your eyebrows so to get an overall view.
- Take advantage of the other side of AIVA, the facial hair removal side, to remove the vellus, peach fuzz hair around your eyebrows, forehead and temples. This will help make your eyebrow look finished and beautiful.

### TAKE AIVA WITH YOU WHEREVER YOU GO AND ON

**TRIPS:** We made AIVA no much bigger than your regular lipstick, USB rechargeable and travel-friendly (In-flight Safety Compliance) as its rechargeable NiMH battery is safe for travel in carry-on luggage or checked baggage (lithium-free).



## Warnings & Warranty

### BASIC SAFETY PRECAUTIONS.

When using electrical products, especially when children are present, basic safety precautions should always be taken. IF YOU THINK THE POWER IS OFF WHEN THE SWITCH IS OFF, YOU ARE WRONG. If the plug is in, the power is on. Unplug electrical appliances when you are not using them.

### DANGERS.

To reduce the risk of electrocution: DO NOT get the Product or Charging Cable wet or immerse in water. Keep this product away from open flame or flammable aerosol products. The Device is not suitable for use in the presence of a flammable anesthetic mixture with air or oxygen or nitrous oxide.

### WARNINGS.

To reduce the risk of burns, electrocution, fire or injury to persons: Close supervision is necessary when this Product is used by, on, or near children or physically challenged persons. Use this product only for its intended use as described in this User Guide. DO NOT use this product where oxygen is being administered. The product has no serviceable parts. Never attempt to open the Device Handle for any reason. DO NOT disassemble, heat above 600 C ( 1400F) or incinerate.

### IMPORTANT CAUTIONS.

This is not a medical Device and is not intended to treat medical conditions. If you are under a doctor's care for any skin condition, if you think you may have a skin condition or if you have very sensitive skin, consult your physician before using this product. This product uses magnets which may affect internal medical devices such as pacemakers. Keep away from internal medical devices. This Device is electrical and contains small parts. Keep out of reach of children. THIS PRODUCT IS NOT DESIGNED OR INTENDED PRIMARILY FOR CHILDREN 12 YEARS OF AGE OR YOUNGER.

If you have any medical concerns about using AIVA, please consult your dermatologist before use.

If any of the components are damaged (AIVA Device Handle, or USB Charging Cord) DO NOT use. DO NOT attempt to open or services components. Email Spa Sciences customer services at [customerservice@spasciences.com](mailto:customerservice@spasciences.com)

Email customer service at  
[customerservice@spasciences.com](mailto:customerservice@spasciences.com)

© 2020 Spa Sciences. All rights reserved.

## Warnings & Warranty

### Warranty:

**Your warranty is not effective unless you register the Product within 90 days of purchase. To register go online to [www.warrantyspasciences.com](http://www.warrantyspasciences.com) and complete the information required for registration.**

For a period of TWO (2) year from the date of purchase, Spa Sciences LP (the "Company") warrants the AIVA Skin Rejuvenation Face Massager & Skincare Infuser with Phototherapy System (the "Product") against damage, defects or failure resulting from ordinary consumer use under normal home conditions according to the instructions included with the Product (a "Covered Defect"). This warranty DOES NOT include damage, defects or failure caused by misuse or improper care of the Product; impact or insertion of foreign objects into or on the Product; application of harmful chemicals or abrasives to the Product; failure to follow manufacturer's instructions; normal wear and tear; alteration or overuse of the Product; or any professional or commercial use of the Product. If there is a Covered Defect during the two (2) years warranty period the Company agrees to exchange the Product with a new equivalent Product. This is the sole remedy available for breach of this limited warranty. Any claim for breach of this limited warranty must be commenced within two (2) years following the original purchase. This limited warranty applies only to a purchase of the Product from or an authorized reseller, is valid for the original end user of the Product only and cannot be transferred under any circumstances.

THE PROVISIONS OF THE FOREGOING WARRANTIES ARE IN LIEU OF ANY OTHER WARRANTY, WHETHER EXPRESS OR IMPLIED, WRITTEN OR ORAL (INCLUDING ANY WARRANTY OF MERCHANTABILITY OR FITNESS FOR A PARTICULAR PURPOSE). IN NO EVENT SHALL THE COMPANY BE LIABLE FOR ANY SPECIAL, INCIDENTAL, CONSEQUENTIAL, PUNITIVE, OR INDIRECT DAMAGES BASED UPON ANY LEGAL THEORY. SOME STATES DO NOT ALLOW LIMITS ON WARRANTIES, OR ON REMEDIES FOR BREACH IN CERTAIN TRANSACTIONS. IF APPLICABLE LAW DOES NOT PERMIT THE DISCLAIMER OF IMPLIED WARRANTIES, THEN THE DURATION OF SUCH IMPLIED WARRANTIES, ARE EXPRESSLY LIMITED TO THE DURATION OF THE EXPRESS LIMITED WARRANTY SET FORTH HEREIN.

### Additional Info

The entire operating manual including safety, care and warranty information is available at  
[www.aivamanual.com](http://www.aivamanual.com)